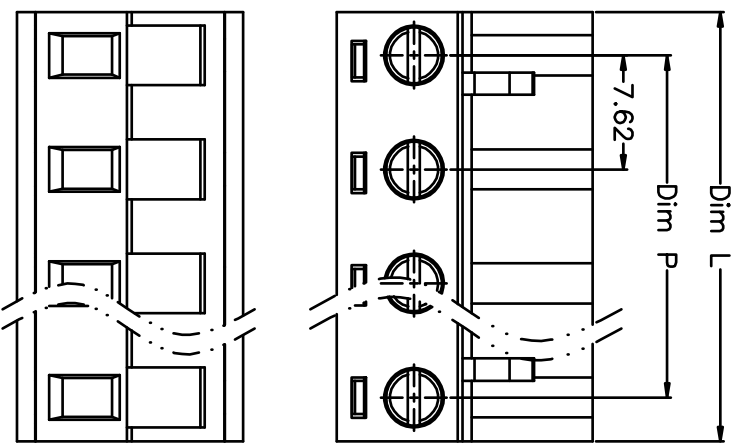
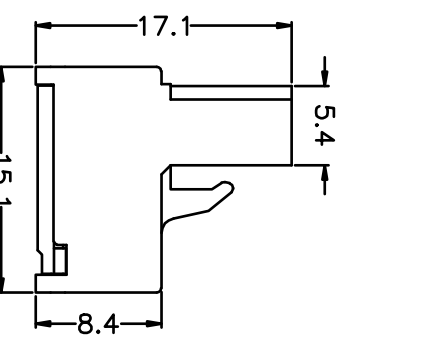
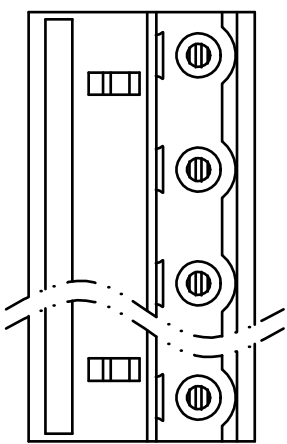
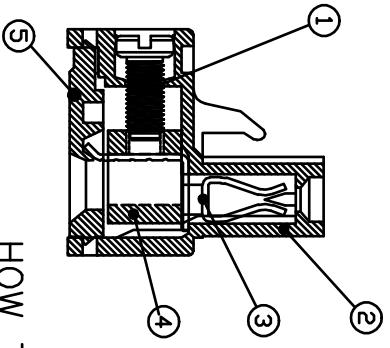


REV.	DESCRIPTION	DATE	DRAWN	APPROVED
A1	DWG.REL	2016/10/7	FANG	YANG



N=Number of Poles
Dim P=(N-1)X7.62
Dim L=Nx7.62-1.8

Poles	Dim P	Dim L
2-6P	±0.10	±0.15
7-12P	±0.20	±0.20
13-18P	±0.25	±0.30
19-24P	±0.30	±0.40

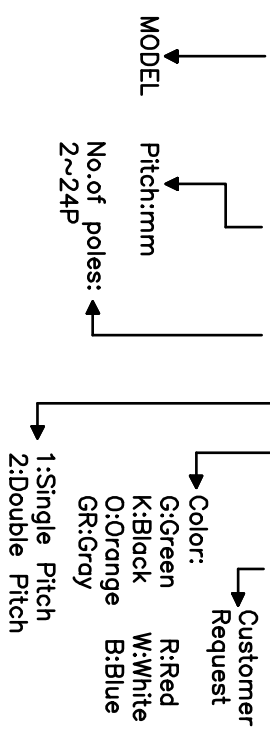


- Material
 - ①Screws : M2.5 steel, Zinc plated,“-” slot type
 - ②Housing : PA66, UL94V-0
 - ③Contact : Phosphor bronze, Ni plated
 - ④Clamp : Brass, Ni plated
 - ⑤Cover : PA66, UL94V-0
- Electrical

UL	IEC
Rated voltage : 300V	400V
Rated current : 15A	20A
Insulation resistance: 500MΩ/DC500V	
Withstanding Voltage : AC2500V/1min	
Wire range: 28-12AWG	2.5mm ²
- Mechanical
 - Operating temperature:-40°C~+105°C
 - Soldering temperature:250°C±5/5sec
 - Torque: 0.4N.m (3.54lb.in)
 - Strip length: 7-8mm

HOW TO ORDER

KF2EDG-X-7.62-XXP-1 X-XXXXX



GENERAL TOLERANCE ANGLE TOLERANCE

X.	±0.5	X.	±5'
.X	±0.3	.X.	±3'
.XX	±0.1	.XX.	±1'

PROJECTION	TITLE
UNITS mm	KF2EDG-X-7.62-XXP
SHEET SIZE A4	SERIES KF2EDG-X

DRAWING TYPE	CUSTOMER	SCALE	SHEET	1 OF 1
SCALE	1:1	SHEET	1	OF 1
DRAWING NO.	XP0012016-xxxx			

凯峰电子有限公司
KAIFENG ELECTRONIC CO.,LTD
CIXI KAIFENG ELECTRONIC CO.,LTD