

# IR DIMMER

(Constant Voltage)



Welcome use our company's IR dimmer, this dimmer is a constant voltage dimmer, use the advanced microcomputer control technology and adopt the advanced electronic components. It's can be easily set up, and controlled by manual or IR remoter.


## Features

- ◆Dimming curve smooth
- ◆Can be controlled by IR remoter
- ◆Timing function
- ◆Single channel output, max 8A output

## Technical Parameters:


Input Voltage : 12-24V DC  
 Output Current : 8A max  
 Output Power : 12V : 96W      24V : 192W  
 Product Size : L87\*W87\*H36(mm)  
 Packing Size : L98.5\*W96\*H40(mm)  
 N.W. : 68.5g  
 G.W. : 112.5g

## Product Size:

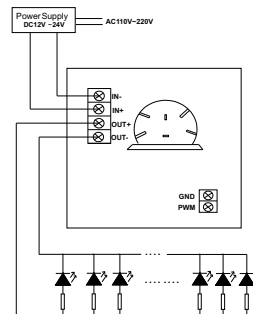


## Wiring Description:

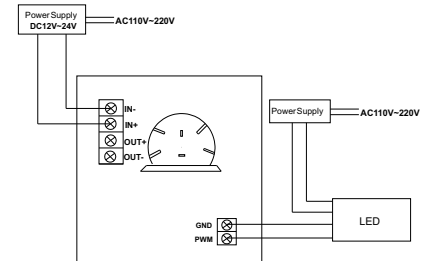
Wiring1: Product view



## Wiring 2:



## Wiring 3:



## Operation Description:

1. Knob dimming :  
 Clockwise rotation of the knob make brightness increase, counterclockwise rotation of the knob make brightness decreases.
2. Remote function

## Notes:

1. The input voltage shall be specified for operation in the controller
2. Do not overload
3. Installed in a ventilated and dry environment
4. Before commissioning of the power, should ensure that all wiring is correct before power
5. Single-channel output, the connected lighting voltage controller supply voltage

Sign	Button name	Description
	ON/OFF	Press this button to ON/OFF LED
	DELAY OFF	Cancel timing function
	BRIGHTNESS- BRIGHTNESS +	Press this button to increase or decrease brightness, total 8 levels brightness. Long press can quick increase or decrease brightness
	HOTKEY	Quick set brightness button
	Timing	Timing button: 1 : 1hr , 2: 2hr , 3: 3hr , 4: 4hr When timing function enable, the blue light will on under the knob panel. Light off after timing. The light will flicker one time while change timing time.