

F

E

D

C

B

A

F

E

D

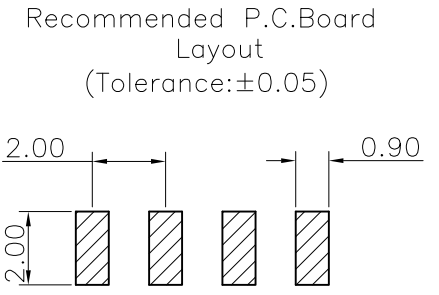
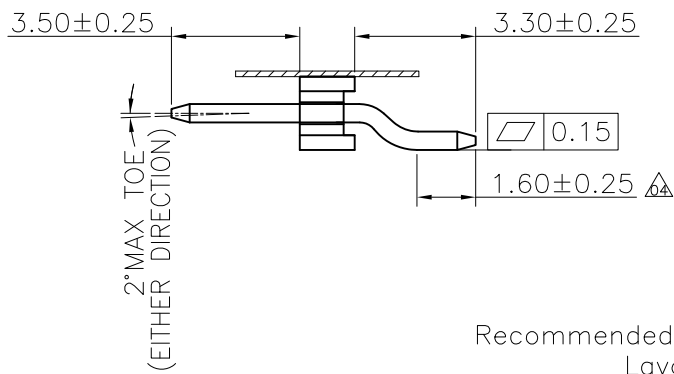
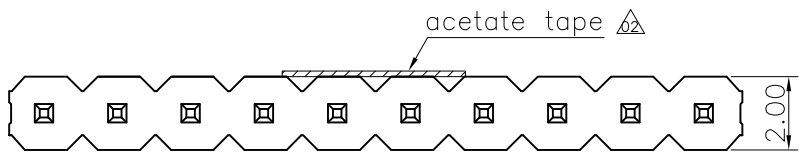
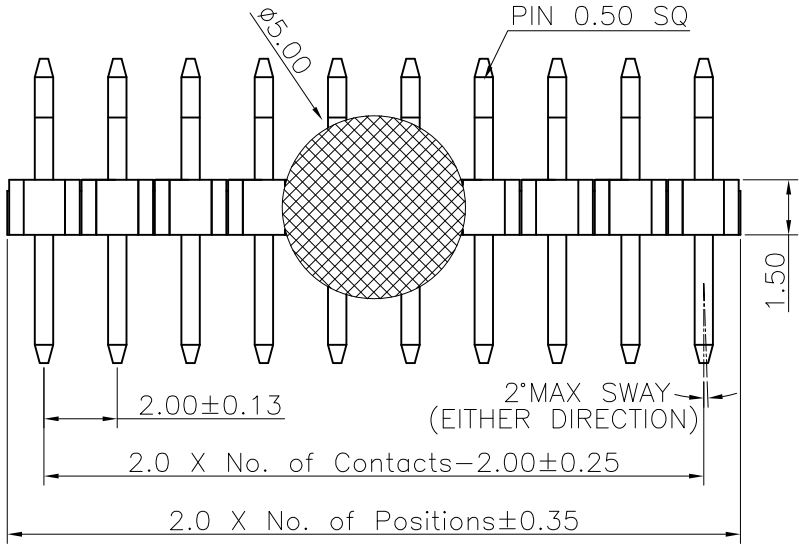
C

B

A

REV.	LOCAS.	DESCRIPTION	DATE	DRAWN
02	△△	轉環保圖並加圓形膠模	2007.05.03	黃美君
03	△△	CHANGE PART NO.	2007.05.08	黃美君
04	△△	Change Dimension	2008.11.18	李輝
05	△△	變更料號	2009.06.11	彭思城
06	△△	變更圖號	2011.11.14	曹熙

Specifications  
 Current Rating:2Amp  
 Insulation Resistance:1000MΩMin.  
 Dielectric Withstanding Voltage:500V AC  
 Contact Resistance:20mΩMax.  
 Operating Temperature:-40°C to +105°C  
 Materials  
 Contact Material:Brass  
 Insulator Material:High Temperature Thermoplastic, UL 94V-0 Nylon 6T or the equivalent material  
 All materials must meet Greenconn requirement for environment protection.



### Ordering Information △

G PFD102 - XX XX A 001 B 1 B X △

No. of Pins per Row 02~40  
 Standard Plating 02=Gold Flash  
 Selective Plating 01=Tin 05=Gold Flash/Tin  
 Color 1=Black  
 Standard Packing C=Tube  
 Selective Packing A=box G=acetate tape +Tube H=acetate tape +Tape&Reel

格稜股份有限公司  
**Greenconn Corporation**

GENERAL TOLERANCE		DESIGN: 曹熙	DATE: 2011.11.14
X.*±5.0°	X.±0.30	CHECKED: 劉北平	DATE: 2011.11.14
.X*±3.0°	.X±0.25	AUDITED: 李輝	DATE: 2011.11.14
.XX*±2.0°	.XX±0.15	APPROVED: cc_li	DATE: 2011.11.14
.XXX*±1.0°	.XXX±0.10		

DWG. NO. △△	GPF102-CA1BB
PART NO. △	GPF102-XXXX A001B1BX

TITLE.  
 2.00 PIN HEADER  
 SINGLE ROW SMT TYPE  
 CONNECTOR