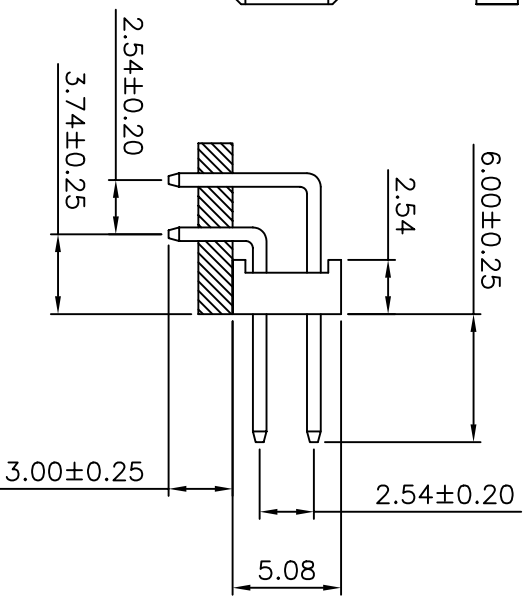
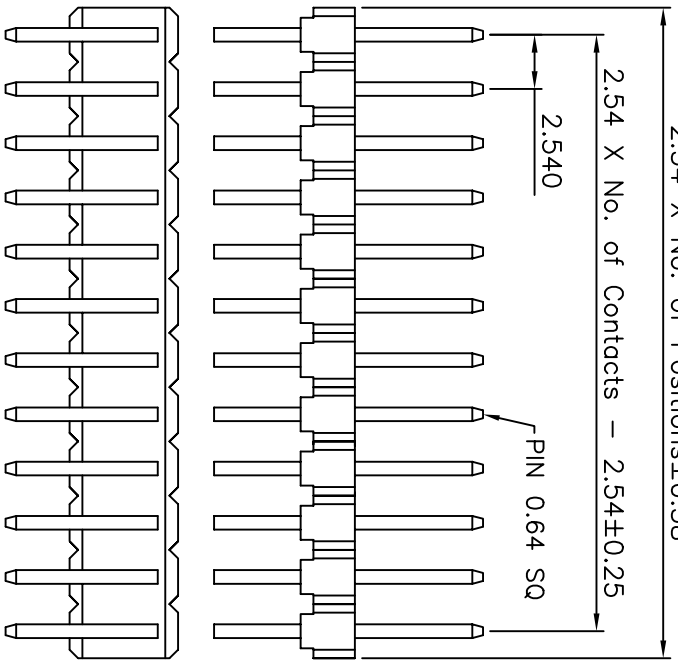


2.54 X No. of Positions ± 0.38

2.54 X No. of Contacts - 2.54 ± 0.25

2.540

PIN 0.64 SQ



Specifications
 Current Rating: 3Amp
 Insulation Resistance: 1000MΩ Min.
 Dielectric Withstanding: 600V AC/DC
 Contact Resistance: 20mΩ Max.
 Operating Temperature: -40°C to +105°C

Materials
 Contact Material: Copper Alloy
 Insulation Material: Polyester, UL 94V-0
 P.B.T

All materials must be GP materials

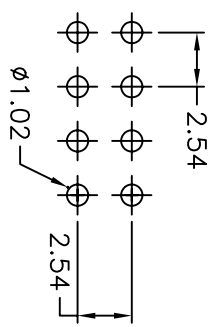
Ordering Information

G PHB201 - XX XX A 01

No. of Pins per Row
02-40

Contact Plating
01=Tin
02=Gold Flash
Duplex plating
05=Gold Flash /Tin

Recommended P.C.Board
Hole Layout



格 稜 股 份 有 限 公 司
Greenconn Corporation

REV.	UNIT	SCALE	
01	mm	3=1	

GENERAL TOLERANCE		DRAWN	DATE	DWG. NO.	TITLE
X. ± 5°	X. ± 1°	CHECK	08-27-04	G PHB201-A01	2.54 PIN HEADER
X. ± 2°	.XX ± 0.38	APPROVE			DUAL ROW R/A TYPE
XXX. ± 0.5°	.XXX ± 0.13			G PHB201 - XX XX A 01	BASE 2.54H