

DETAILS

Product Number	FA10669_CXP-O
Family	Rose
Type	Assembly
Color	black
Diameter	21,6 + 21,6 mm
Height	13,15 mm
Style	square
Optic Material	PC
Holder Material	
Fastening	tape
Status	production ready
ROHS Compliant	Yes
Date Updated	27/06/2013



OPTICAL PROPERTIES

LED	Viewing Angle	Light Beam	Efficiency	cd/lm	Connector
XP-E	11+45 deg	Oval	81 %	3.690	-
XP-G	47+14 deg	Oval	79 %	2.900	-
XP-E-HEW	44+16 deg	Oval	-	2.990	-
XP-L	45+16 deg	Oval	75 %	2.900	-
Z5	15+44 deg	Oval	80 %	-	-

D

C

B

A

4

4

Led position

21.6

21.6

Tape 0.4mm

FA10666_CXP-D 13.3mm

13.15

Lens

Holder

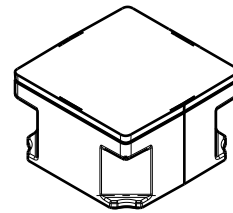
3

3

FA10669_CXP-0

2

2

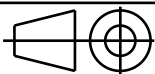


Isometric view 1:1

Tolerances if not otherwise shown
According to DIN ISO 2768-1
Linear measures:
Up to 30mm class M, otherwise class C.
According to DIN ISO 2768-2
Form and position: class L

LEDiL LediL Oy
Salorankatu 10
FIN 24240 SALO
Finland

THIRD ANGLE PROJECTION:



DRAWING TITLE

Datasheet CXP

This drawing is the property
of LEDiL Oy. It may not be
reproduced, copied or
communicated without a written
agreement with LEDiL Oy."

SIZE PART NUMBER

A4

-

SCALE 2:1 WEIGHT

-

SHEET 1/1

1

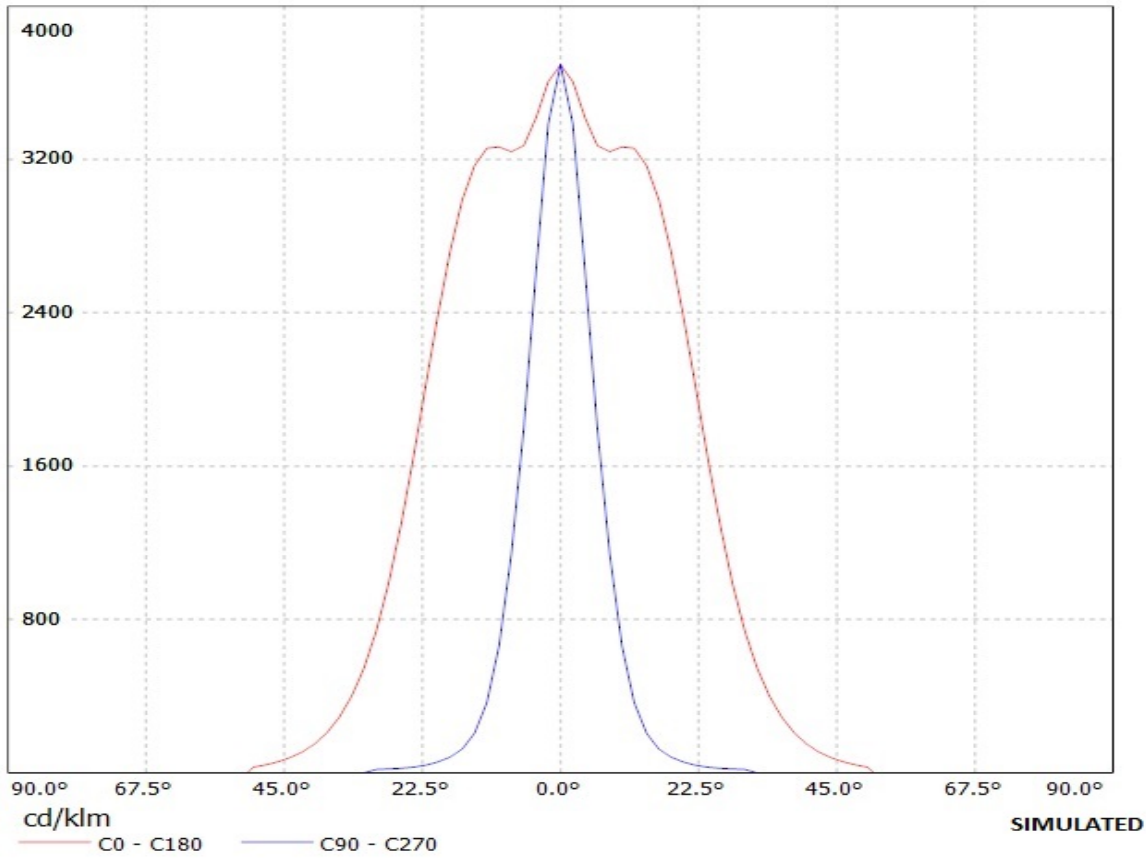
1

D

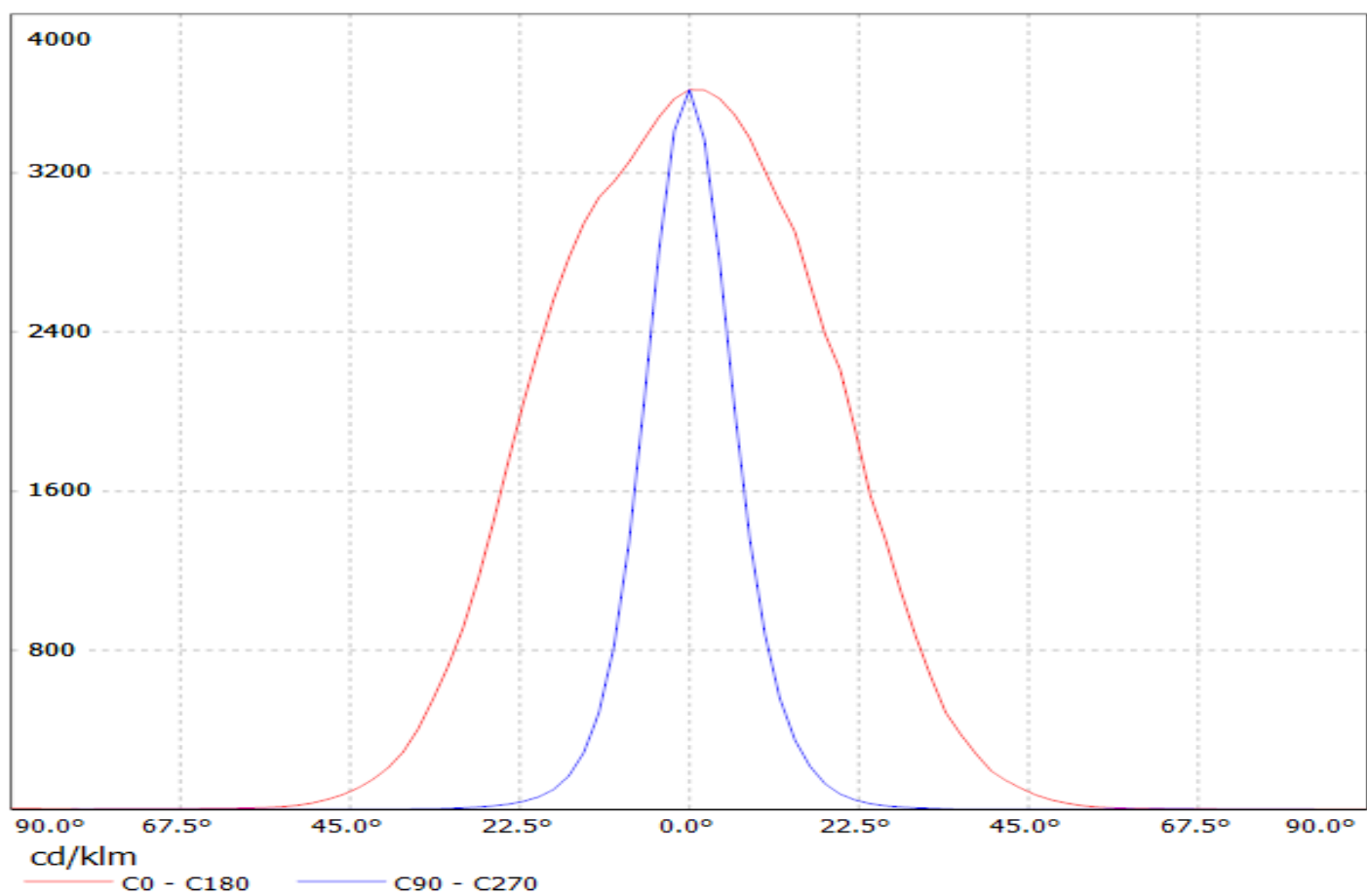
A

Ledil Oy FA10669_CXP-O FA10669_CXP-O / LDC (Linear)

Luminaire: Ledil Oy FA10669_CXP-O FA10669_CXP-O
Lamps: 1 x Cree XP-E (White)

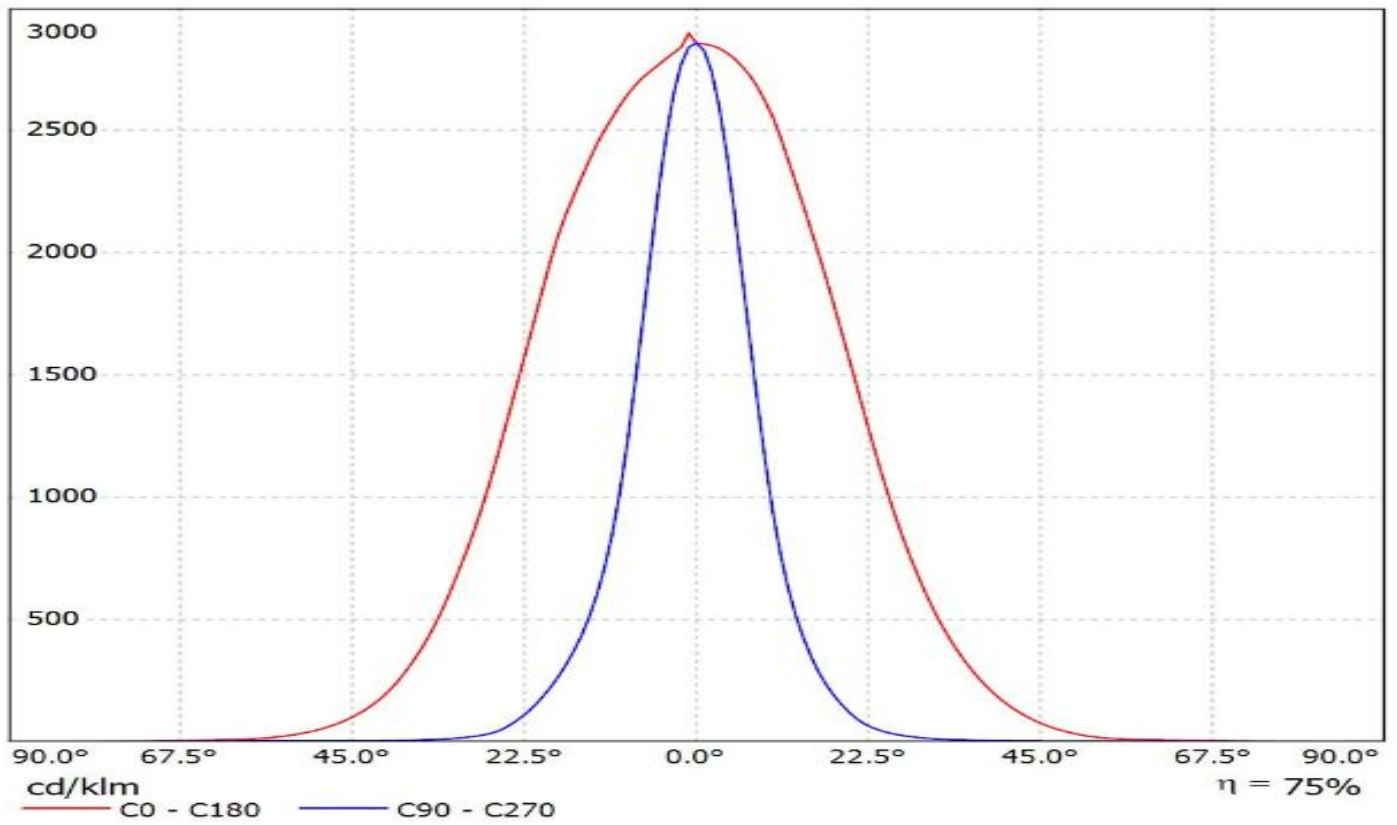


Luminaire: LEDiL FA10669_CXP-O_(XP-G)
Lamps: 1 x Cree XP-G (62lm@250mA)



Ledil FA10669_CXP-O_(XP-L) / LDC (Linear)

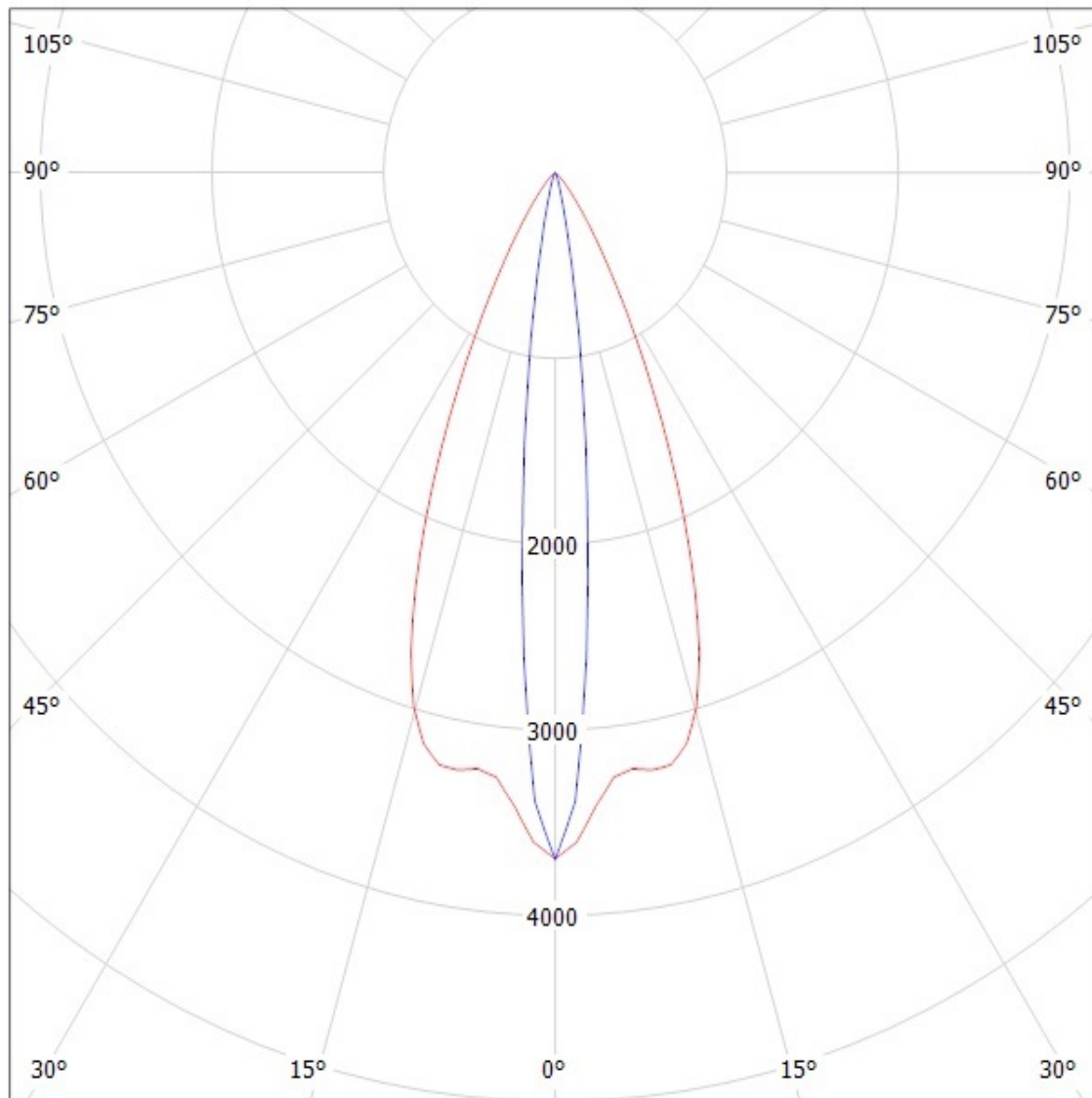
Luminaire: Ledil FA10669_CXP-O_(XP-L)
Lamps: 1 x CREE_XP-L_(XPLAWT-0-7A3-U50-0H-0001)
_107.852lm@250mA_CCT=3185K_P=0.7W_I=0.25A



Ledil Oy FA10669_CXP-O FA10669_CXP-O / LDC (Polar)

Luminaire: Ledil Oy FA10669_CXP-O FA10669_CXP-O

Lamps: 1 x Cree XP-E (White)

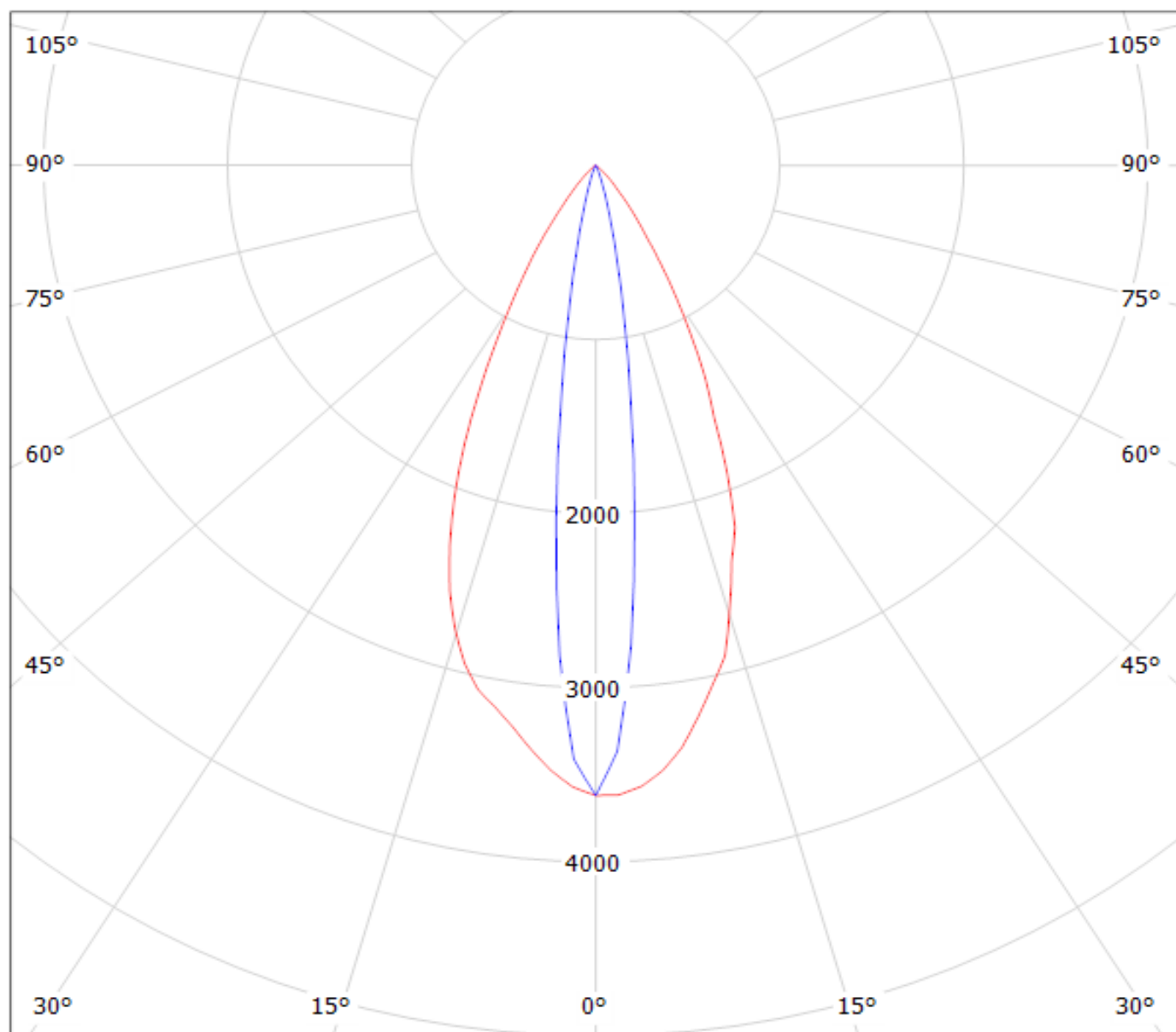


cd/klm

— C0 - C180 — C90 - C270

SIMULATED

Luminaire: LEDiL FA10669_CXP-O_(XP-G)
Lamps: 1 x Cree XP-G (62lm@250mA)

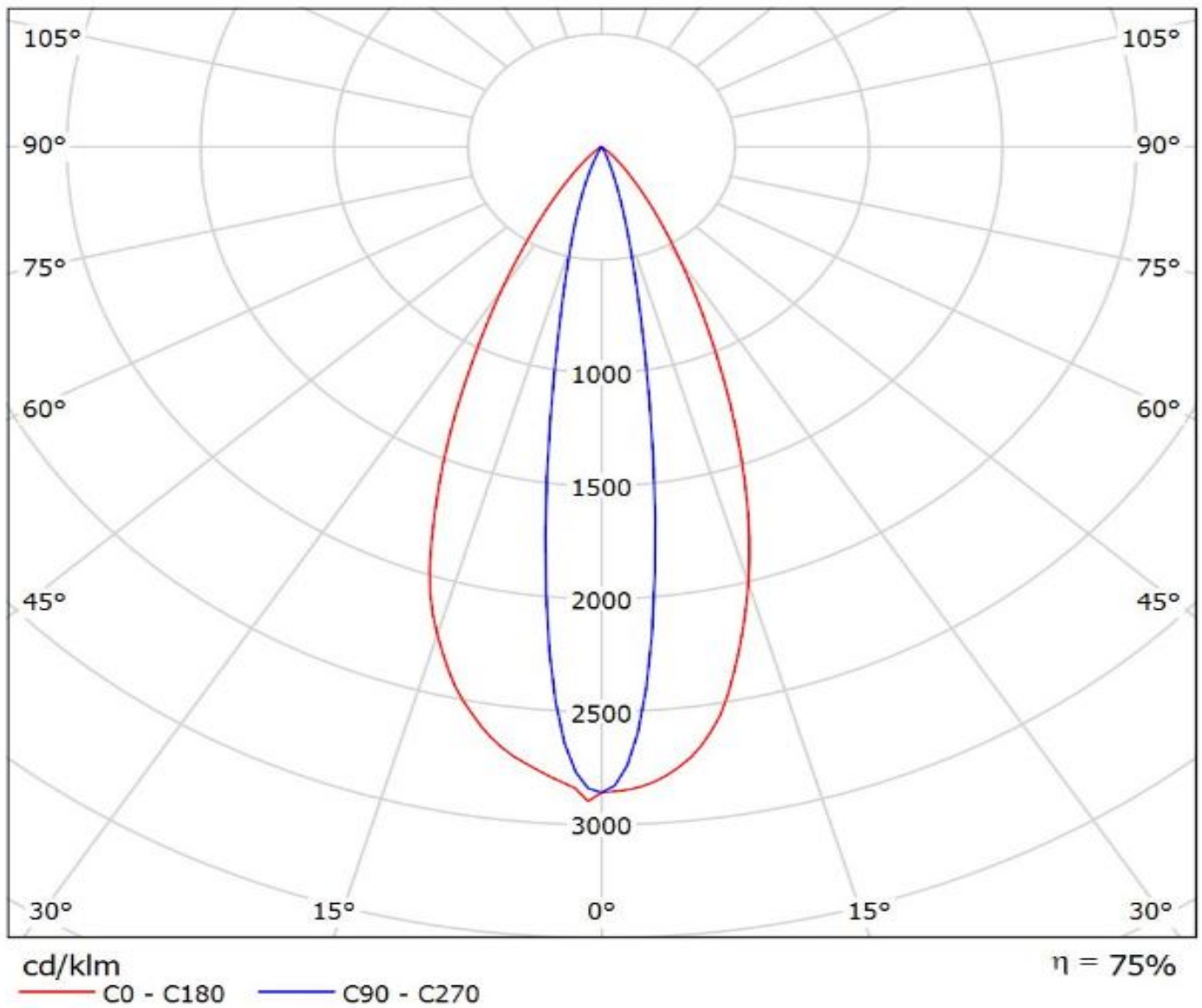


cd/klm

— C0 - C180 — C90 - C270

Ledil FA10669_CXP-O_(XP-L) / LDC (Polar)

Luminaire: Ledil FA10669_CXP-O_(XP-L)
Lamps: 1 x CREE_XP-L_(XPLAWT-0-7A3-U50-0H-0001)
_107.852lm@250mA_CCT=3185K_P=0.7W_I=0.25A



NOTE: The typical divergence will be changed by different color, chip size and chip position tolerance. The typical total divergence is the full angle measured where the luminous intensity is half of the peak value.