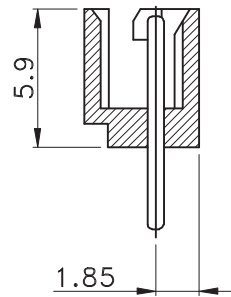
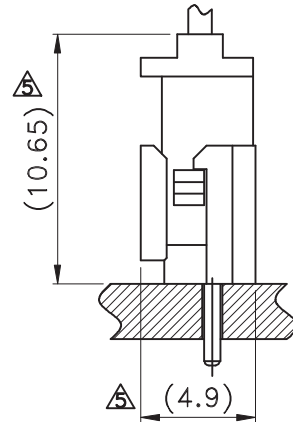
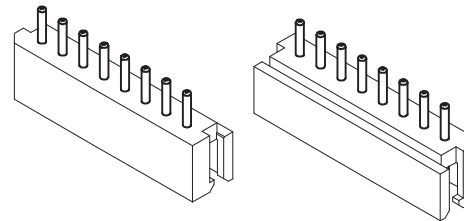
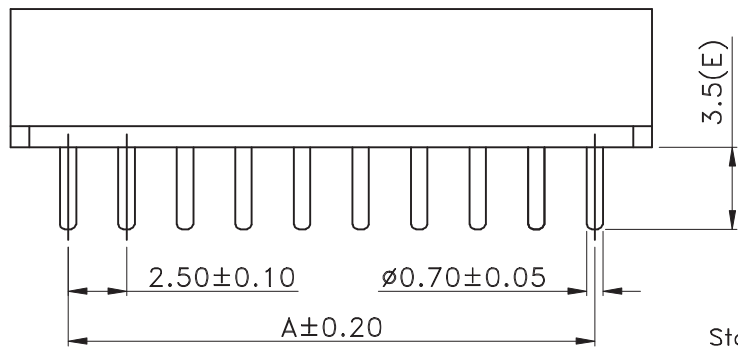
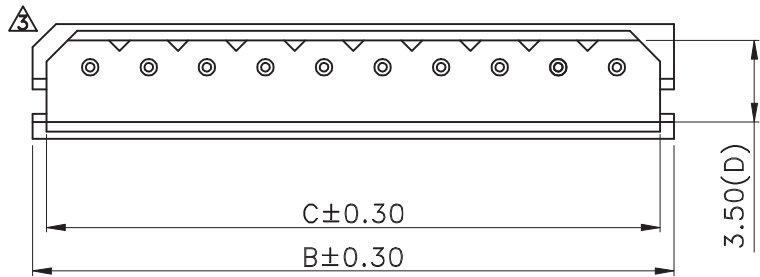
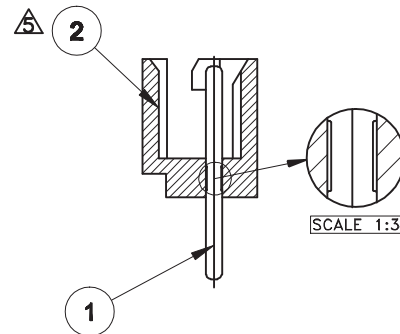


RECOMMENDED PCB LAYOUT(TOP VIEW)



Standard Construction Type



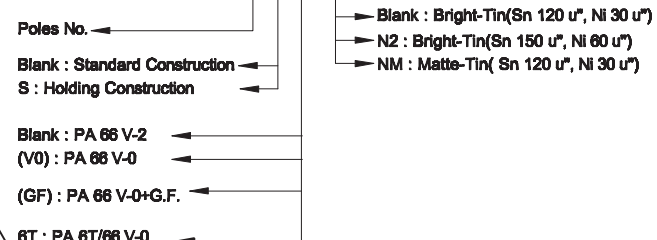
Holding Construction Type

■ SPECIFICATIONS

- Current Rating : 3A AC/DC
- Withstanding Voltage : 1,000V AC/minute
- Insulation Resistance : 1,000M Ω min
- Temperature Range : - 25℃ to + 85℃
- Contact Resistance : 20m Ω max

■ WAFER

• Part No. : JS-1135-XXXXXXX



- Poles : 02~15(Straight)
- Material :
 - 1.Contact : Brass, Tin Plated
 - 2.Base : PA 66 V-0 / PA 66 V-2(Poles No. : 2~15P)
PA 66 V-0 + G.F.(Poles No. Only : 2~14P)
- Q' ty : 1,000 pcs./Bag
- Note :
 - 1.The PA 66 V-0+G.F. meet IEC 60335-1, Section 30.2.3

Poles	Dimensions (mm)		
	A	B	C
2	2.50	7.50	6.00
3	5.00	10.00	8.50
4	7.50	12.50	11.00
5	10.00	15.00	13.50
6	12.50	17.50	16.00
7	15.00	20.00	18.50
8	17.50	22.50	21.00
9	20.00	25.00	23.50
10	22.50	27.50	26.00
11	25.00	30.00	28.50
12	27.50	32.50	31.00
13	30.00	35.00	33.50
14	32.50	37.50	36.00
15	35.00	40.50	38.50

CHYAO SHIUNN ELECTRONIC INDUSTRIAL LTD.

PART NO JS-1135-XX

2.50mm Crimp Style Connectors

APPROVED BY	SCALE	UNIT	TOLERANCE	LTR	REVISION RECORD	DATE	LTR	REVISION RECORD	DATE
張育瑞		mm	.0 ±0.3	1	擴寬原因遺失				
CHECKED BY	PROJ	VER NO.	.00 ±0.2	2	零件針腳數目最大為20修改成15	08/10/21			
黃科源	⊕	a5	.000 ±0.1	3	圖面與實物不符	10/01/04			
DRAWN BY	DATE	SIZE	ALL ±	4	將其他與與標料標號合為一張圖	10/06/28	CUSTOMER		
劉怡萱	2011/01/12	A4	ANGLE	5	增加C/P標記	11/01/12			
			0° ±						
			.0° ±						Conforms to The RoHS Instruction