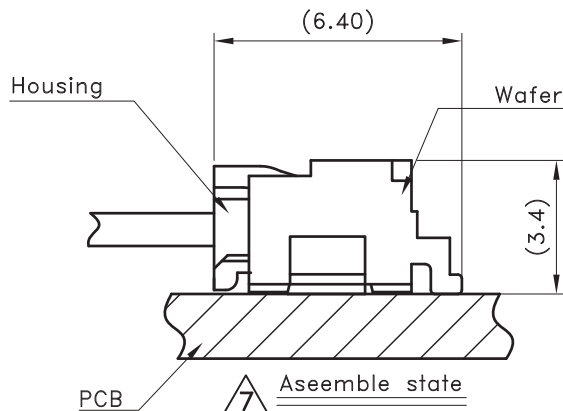
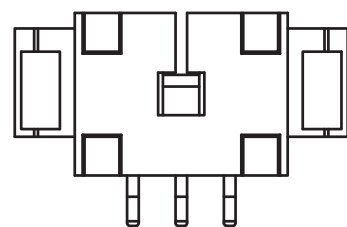
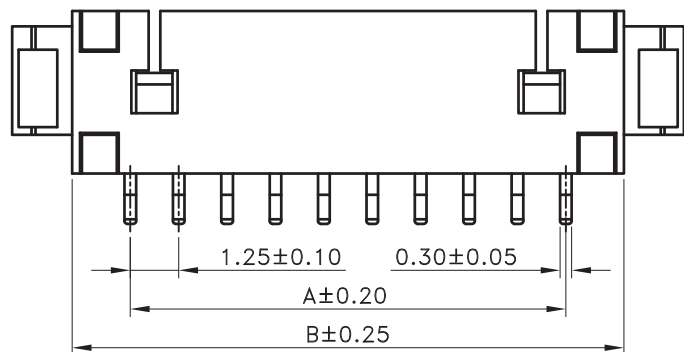
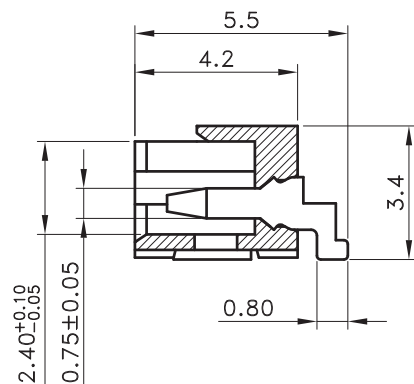
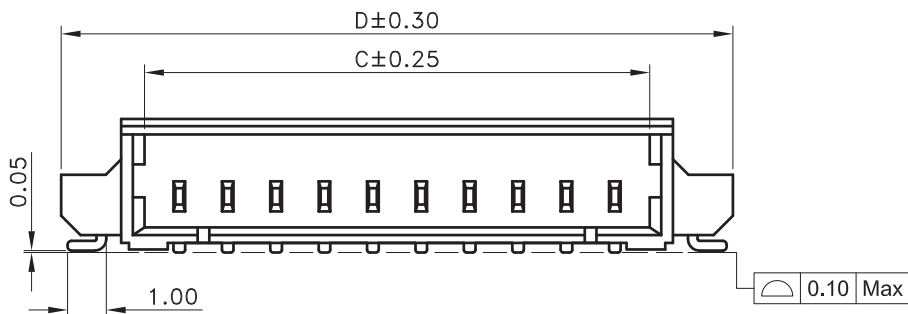


RECOMMENDED PCB LAYOUT(BOTTOM VIEW) $\triangle 2$

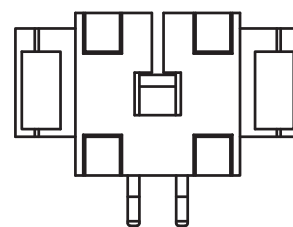


$\triangle 7$ Assemble state



3 Circuit

$\triangle 5$



2 Circuit

■ SPECIFICATIONS

- Current Rating : 1A AC/DC
- Withstanding Voltage : 250V AC /minute
- $\triangle 3$ • Insulation Resistance : 100M Ω min
- Temperature Range : - 40°C to + 85°C
- Contact Resistance : 20m Ω max

■ WAFER

- Part No. : JS-1147H-XX(XXXX)-XX
- Code No. : $\triangle 1$ $\triangle 2$ $\triangle 3$ $\triangle 4$
- $\triangle 1$ Poles No. : 02~15
- $\triangle 2$ Base Material :
 - Blank : Nylon 46 UL94V-0, Color : Nature
 - $\triangle 6$ 9T : Nylon 9T UL94V-0, Color : Nature
 - $\triangle 6$ HF : Nylon 6T/66 UL94V-0, Color : Black
- $\triangle 3$ Plated :
 - Blank : Tin Plated
 - NM : Matte-Tin Plated
 - G : Gold Flash
- $\triangle 4$ Blank : Normal
- NH : Non-Halogen

- Material :
 1. Contact : Brass
 2. Solder Nail : Brass
 3. Base : Refer the above options

- $\triangle 9$ • Q' ty : 1,500 pcs./Tape & Reel

$\triangle 4$

| Poles | Dimensions (mm) | | | |
|-------|-----------------|-------|-------|-------|
| | A | B | C | D |
| 2 | 1.25 | 4.25 | 3.05 | 7.10 |
| 3 | 2.50 | 5.50 | 4.30 | 8.35 |
| 4 | 3.75 | 6.75 | 5.55 | 9.60 |
| 5 | 5.00 | 8.00 | 6.80 | 10.85 |
| 6 | 6.25 | 9.25 | 8.05 | 12.10 |
| 7 | 7.50 | 10.50 | 9.30 | 13.35 |
| 8 | 8.75 | 11.75 | 10.55 | 14.60 |
| 9 | 10.00 | 13.00 | 11.80 | 15.85 |
| 10 | 11.25 | 14.25 | 13.05 | 17.10 |
| 11 | 12.50 | 15.50 | 14.30 | 18.35 |
| 12 | 13.75 | 16.75 | 15.55 | 19.60 |
| 13 | 15.00 | 18.00 | 16.80 | 20.85 |
| 14 | 16.25 | 19.25 | 18.05 | 22.10 |
| 15 | 17.50 | 20.50 | 19.30 | 23.35 |

喬訊電子工業股份有限公司
CHYAO SHIUNN
ELECTRONIC INDUSTRIAL LTD.

PART NO JS-1147H-XX(XXXX)-XX

1.25mm WIRE TO BOARD CONNECTOR, SMT & R/A

| APPROVED BY | SCALE | UNIT | TOLERANCE | LTR | REVISION RECORD | NAME | DATE | LTR | REVISION RECORD | NAME | DATE |
|-------------|------------|---------|------------|---------------|------------------|--------|------------|----------------------------------|-----------------|------|------------|
| 張育瑞 | | mm | .0 ±0.30 | $\triangle 1$ | 變更原因遺失 | ---- | ----- | $\triangle 1$ | 修正左下方Pitch 說明 | 吳弘文 | 2012/06/22 |
| CHECKED BY | PROJ | VER NO. | .00 ±0.20 | $\triangle 2$ | 增加LAYOUT尺寸；修改耐電壓 | 余秀麗 | 2005/09/02 | $\triangle 2$ | 更新包裝數量 | 吳弘文 | 2012/11/21 |
| 黃科源 | | a9 | .000 ±0.10 | $\triangle 3$ | 耐電壓增至250V | 黃科源 | 2008/06/16 | $\triangle 3$ | | | |
| DRAWN BY | DATE | SIZE | ANGLE | | $\triangle 4$ | 修改尺寸列表 | 黃科源 | 2008/08/19 | CUSTOMER | | |
| 吳弘文 | 2012/11/21 | A4 | 0° ±1° | $\triangle 5$ | 新增2P & 3P產品示意圖 | 黃科源 | 2008/11/03 | | | | |
| | | | .0° ± | $\triangle 6$ | 合併產品圖並新增6T/66材質 | 王誠賢 | 2012/05/29 | Conforms to The RoHS Instruction | | | |
| | | | SHEET | 1/1 | $\triangle 7$ | 增加NH選項 | 林謙豪 | | | | 2012/06/07 |