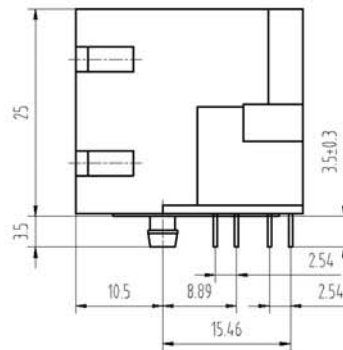
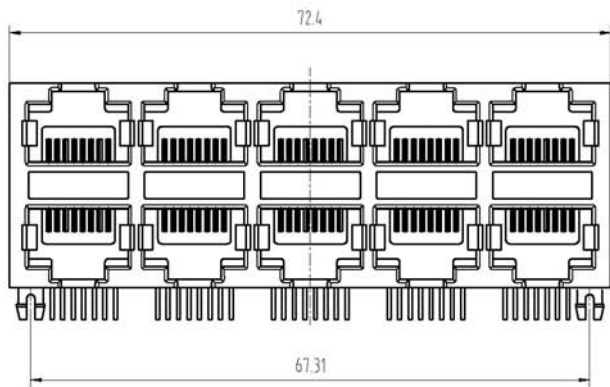


??/?? ECN NO: ?????

????



NOTES:

ELECTRICAL:

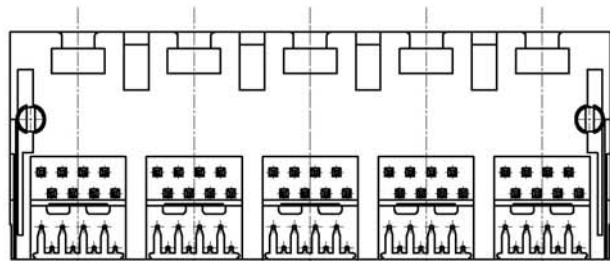
- 1.VOLTAGE RATING :125 VAC RMS.
- 2.CURRENT RATING :1.5 AMP.
- 3.CONTACT RESISTANCE :30 MILLIOHMS MAX.
- 4.INSULATION RESISTANCE :500 MEGOHMS MIN @ 500V DC .
- 5.DIELECTRIC STRENGTH :1000V AC RMS 50Hz. 1MIN.

MECHANICAL:

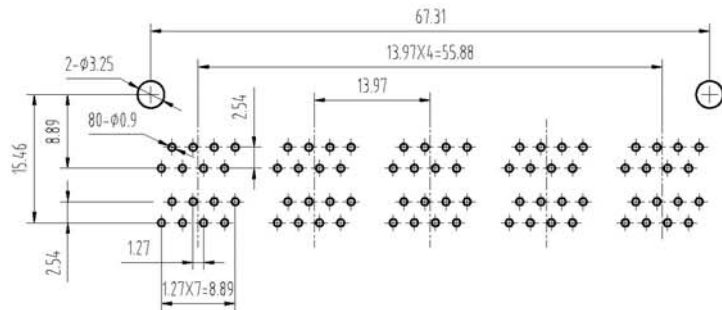
- 1.HOUSING MATERIAL :GLASS FILLED POLYESTER UL94V-0.
- 2.CONTACT MATERIAL :PHOSPHOR BRONZE ϕ 0.46mm.
- 3.PLATING :GOLD PLATING OVER NICKEL.
- 4.OPERATING :750 CYCLES MIN.
- 5.PCB RETENTION PRE-SOLDER :1 LB MIN.

ENVIRONMENTAL:

- 1.Temperature Range : -40°C~+85°C
- 2.Relative Humidity : 90~95% (40±2°C)



PCB LAYOUT



Part Number 9760 - X 08 XX X X X - X X X

Part	Point NO.	Contact NO.	Shielded	Gold Pin	Gold Thickness	Plastic	Plastic color	Logo
1-2X1 P 2-2X2 P 4-2X4 P 5-2X5 P 6-2X6 P 8-2X8 P	08-8 Point	02-2 Contact 04-4 Contact 06-6 Contact 08-8 Contact	0-No Shielded 1-Shielded No EMI 2-Shielded with EMI	1- ϕ 0.46mm Round Pin 2-0.35mm Flat Pin	1-Fu" 2-3u" 3-6u" 4-15u" 5-30u" 6-50u"	1-Nylon 66 2-Nylon 46 3-PBT	0-Other 1-Black 2-Gray 3-White 4-Iv	1-W "ZQP" 2-W/O "ZQP"

TOLERANCE: X ±0.25 XX ±0.20 XXX ±0.16 X' ±0.6 XX' ±0.6		UNIT: mm [inch]	
SCALE:1:1	SIZE: A4	DRAWN BY : DATE: 06.07.24	PART NAME:
APPROVED BY:	DATE:	PART NO. MOLD NO.	REV. NO. SHEET NO.
		A/O 1 OF 1	