

**OVAL 5MM LED LAMP**

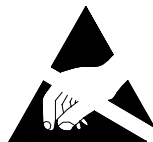
# **JZL-SY546D-J0**

## **DATA SHEET**

DOCUMENT NO.: WI-RD-LDS-SY546D-J0

RELEASE DATE: 2007-5-15

VERSION: A/0



**ATTENTION**

OBSERVE PRECAUTIONS  
ELECTROSTATIC  
SENSITIVE DEVICES

# PART NO.: JZL-SY546D-J0

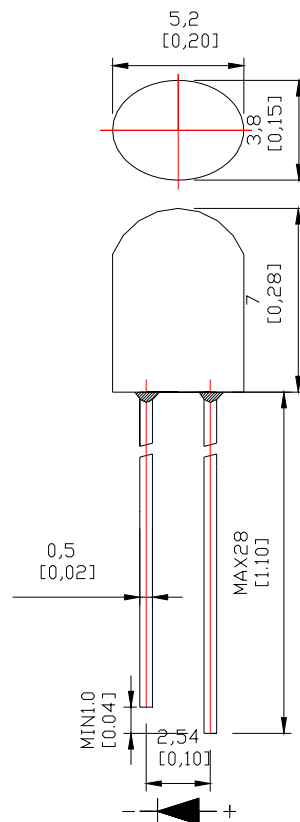
## Features:

- 5mm OVAL lamp
- Lens color: Yellow Diffused
- Emitting color: Yellow
- viewing angle:100°
- Leads with stand-offs:NO
- RoHS compliant

## Application:

Outdoor

## Package Dimensions



## Notes:

1. All dimension are in millimeters and(Inch)tolerance is  $\pm 0.25$ mm unless otherwise noted.
- 2.Specifications are subject to change without notice.

## PART NO.: JZL-SY546D-J0

### Absolute Maximum Rating at $T_a=25^{\circ}\text{C}$

Power Dissipation	70	mW
Peak Forward Current (1/10 Duty Cycle, 0.1ms Pulse Width)	120	mA
Forward Current	25	mA
Operating Temperature Range	$-30^{\circ}\text{C}$ to $+85^{\circ}\text{C}$	
Storage Temperature Range	$-40^{\circ}\text{C}$ to $+100^{\circ}\text{C}$	
Lead Soldering Temperature [3mm From Body]	260 $^{\circ}\text{C}$ for 3 Seconds	

### Electrical /Optical Characteristics at $T_a=25^{\circ}\text{C}$

Description	Symbol	Conditions	Min.	Typ.	Max.	Unit
Forward Voltage	V <sub>F</sub>	I <sub>F</sub> =20mA	1.8	2.0	2.4	V
Reverse Current	I <sub>R</sub>	V <sub>R</sub> =5V	/	/	10	$\mu\text{A}$
Dominant Wavelength	$\lambda_D$	I <sub>F</sub> =20mA	/	592	/	nm
Luminous Intensity	I <sub>v</sub>	I <sub>F</sub> =20mA	/	600	/	mcd
Half V-angle	2 $\theta$ <sub>1/2H-H</sub>	I <sub>F</sub> =20mA	/	100	/	deg
	2 $\theta$ <sub>1/2V-V</sub>	I <sub>F</sub> =20mA	/	50	/	deg

1. V<sub>f</sub> maximum tolerance for each bin limit is  $\pm 0.1\text{V}$ .
2. I<sub>v</sub> maximum tolerance for each bin limit is  $\pm 15\%$ .
3.  $\lambda_D$  maximum tolerance for each bin limit is  $\pm 1\text{nm}$ .

**Typical Optical-Electronic Characteristic Curves**

If(mA)

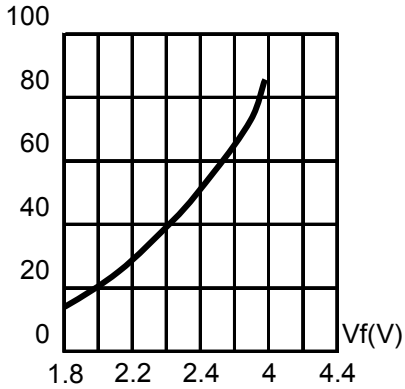


Fig.1 FORWARD CURRENT VS. FORWARD VOLTAGE

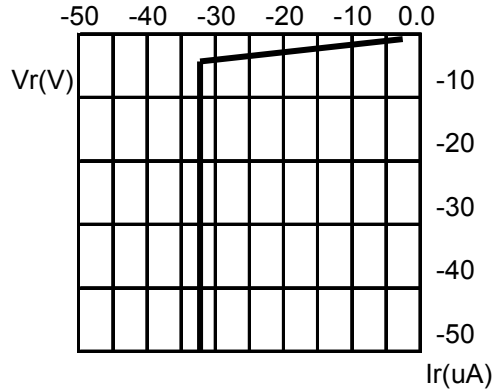


Fig.2 REVERSE CURRENT VS. REVERSE VOLTAGE.

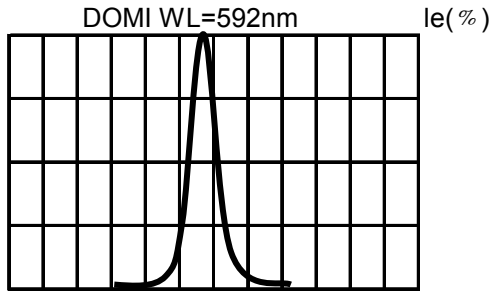


Fig.4 RELATIVE LUMINOUS INTENSITY VS. WAVELENGTH.

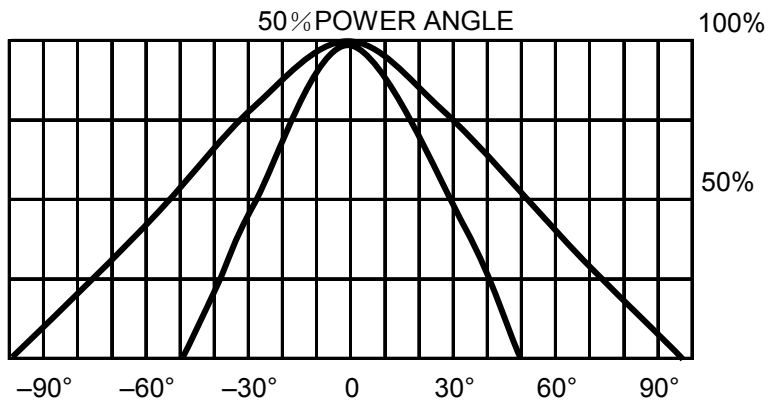
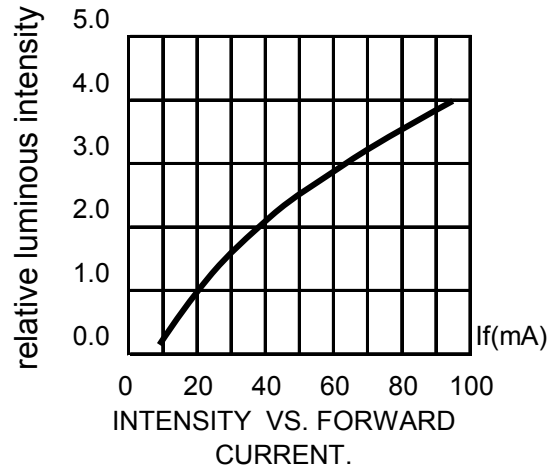


Fig.5 FAR FIELD PATTERN

## **CAUTIONS:**

### **Storage time**

1. The operation of Temperatures and RH are: 5°C~35°C, RH60%.
2. Once the package is opened, the products should be used within a week.  
Otherwise, they should be kept in a damp proof box with desiccating agent.  
Considering the tape life, we suggest our customers to use our products within a year(from production date).
3. If opened more than one week in an atmosphere 5°C~ 35°C, RH60%, they should be treated at 60°C±5 °Cfor 15hours.

### **Cleaning**

Use alcohol-based cleaning solvents such as isopropyl alcohol to clean the LED.

### **ESD(Electrostatic Discharge)**

Static Electricity or power surge will damage the LED. Use of a conductive wrist band or anti-electrosatic glove is recommended when handing these LED. All devices, equipment and machinery must be properly grounded.

### **Soldering Instructions**

Dip and wave soldering condition:  $\leq 260^{\circ}\text{C}/3\text{seconds}$ , distance from solder joint to case is 3.0mm

# Reliability Test:

## (1) Test Items And Results

Test Item	Standard Test Method	Test Conditions	Note	Number of Damaged
Resistance to Soldering Heat	JEITA ED-4701 300 302	Tsld=260± 5°C, 10sec. 3mm from the base of the epoxy bulb	1time	0/100
Solderability	JEITA ED-4701 300 303	Tsld=235+ 5°C, 5sec. (using flux)	1time over 95%	0/100
Thermal Shock	JEITA ED-4701 300 307	-40°C/15min.~100°C/15min.	100cycles	0/100
Temperature Cycle	JEITA ED-4701 100 105	-40°C/30min.~25°C/5min. ~100°C/30min.~25°C/5min.	100cycles	0/100
Moisture Resistance Cyclic	JEITA ED-4701 200 203	25°C~65°C~-10°C 90%RH 24hrs./1cycle	10cycles	0/100
Terminal Strength(bending test)	JEITA ED-4701 400 401	Load 5N(0.5kgf) 0°~90°~0°bend 2 times	No noticeable damage	0/100
Terminal Strength(pull test)	JEITA ED-4701 400 401	Load 10N(1kgf)10+1sec.	No noticeable damage	0/100
High temperature Storage	JEITA ED-4701 200 201	Ta=100°C	1000hrs.	0/100
Temperature Humidity Storage	JEITA ED-4701 100 103	Ta=60°C, RH=90%	1000hrs.	0/100
Low Temperature Storage	JEITA ED-4701 200 202	Ta=-40°C	1000hrs.	0/100
Steady state Operating Life		Ta=25°C, IF=20mA	1000hrs.	0/100
Steady State Operating Life of High Humidity Heat		60°C, RH=90%, IF=20mA	500hrs.	0/100
Steady State Operating Life of Low Temperature		Ta=-30°C, IF=20mA	1000hrs.	0/100
Resistance to UV Beam		365nm/75W/mm	192hrs.	0/100

## (2) Criteria For Judging The Damage

Item	Symbol	Test Conditions	Criteria for Judgement	
			Min.	Max.
Forward Voltage	Vf	IF=20mA	-	U.S.L.*) x 1.1
Reverse Current	Ir	VR=5V	-	U.S.L.*) x 2.0
Luminous Intensity	Iv	IF=20mA	L.S.L.**)	x 0.7

\*)U.S.L.:Upper Standard Level

\*\*)L.S.L.:Lower Standard Level

**SICHUAN JIUSHOU APPLIED ELECTRONICS CO., LTD.**  
**SHENZHEN JIUSHOU OPTOELECTRONICS CO., LTD.**

Jiuzhou Optoelectronics and the Jiuzhou logo are trademarks of Shenzhen Jiuzhou Optoelectronics, Corporation Limited in the People's Republic of China and other countries.

Date subject to change. Copyright©2007 Shenzhen Jiuzhou Optoelectronics Corporation Limited.

All right reserved.