

270x270x119 mm

San Ace 225AD 9ADB1TS type

General Specifications

- Material Motor case: Aluminum (Black coating), Impeller: Plastic (Flammability: UL 94V-0)
Bracket: Aluminum (Black coating), Plastic (Flammability: UL94V-0)
- Expected life See the table below. (L10 life: 90% survival rate for continuous operation in free air at 60°C, rated voltage)
Expected life at 40°C is for reference only.
- Motor protection function Locked rotor burnout protection
For details, please refer to p. 599.
- Dielectric strength 50/60 Hz, 1500 VAC, for 1 minute (between lead wire conductors and bracket)
- Insulation resistance 10 MΩ or more with a 500 VDC megger (between lead wire conductors and bracket)
- Sound pressure level (SPL) At 1 m away from the air inlet
- Storage temperature -30 to +70°C (Non-condensing)
- Lead wire

AC power input	L: Orange	N: Gray	Ground	Yellow / Green
+10 VDC output	Red	Black	Sensor	Yellow
			Control	Brown
- Mass 2500 g

Specifications

The models listed below **have pulse sensors with PWM control function.**

Model no.	Rated voltage [V]	Operating voltage range [V]	PWM duty cycle [%]	Rated current [A]	Rated input [W]	Rated speed [min ⁻¹]	Max. airflow [m ³ /min] [CFM]	Max. static pressure [Pa] [inchH ₂ O]	SPL [dB (A)]	Operating temperature [°C]	Expected life [h]
9ADB1TS11P0G001	115	90 to 132	100	2.23	155	3200	23.0 812	815 3.27	74	-20 to +60	40000/60°C (70000/40°C)
			20	0.3	10	1000	7.1 252	80 0.32	50		
9ADB1TS11P0F001			100	1.11	70	2450	17.6 621	480 1.93	68		
			20	0.3	10	1000	7.1 252	80 0.32	50		
9ADB1TS23P0G001	230	180 to 264	100	1.17	155	3200	23.0 812	815 3.27	74		
			20	0.2	10	1000	7.1 252	80 0.32	50		
9ADB1TS23P0F001			100	0.64	70	2450	17.6 621	480 1.93	68		
			20	0.2	10	1000	7.1 252	80 0.32	50		

* PWM input frequency is 1 kHz; models without specifications at 0% PWM duty cycle have zero fan speed at 0%.

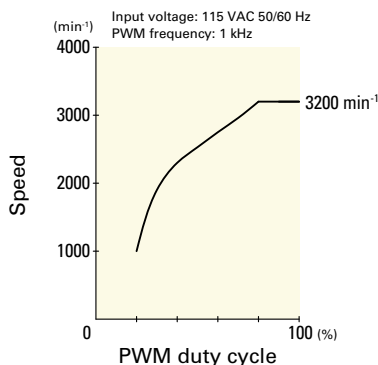
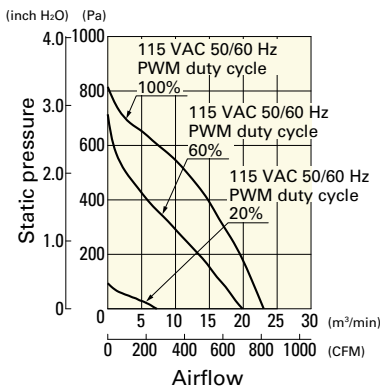
• AC power frequency: 50/60 Hz

Airflow - Static Pressure Characteristics / PWM Duty - Speed Characteristics Example

9ADB1TS11P0G001 With pulse sensor with PWM control function

PWM duty cycle

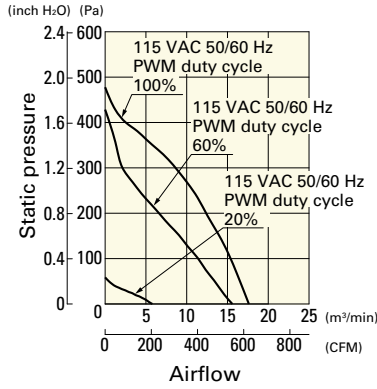
PWM duty - Speed characteristics example



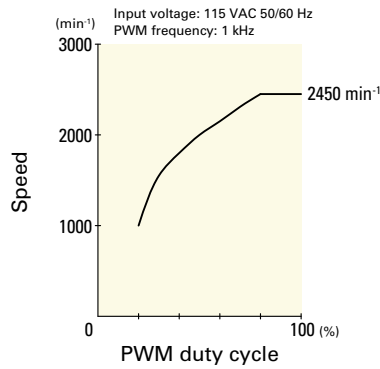
Airflow - Static Pressure Characteristics / PWM Duty - Speed Characteristics Example

9ADB1TS11P0F001 With pulse sensor with PWM control function

PWM duty cycle

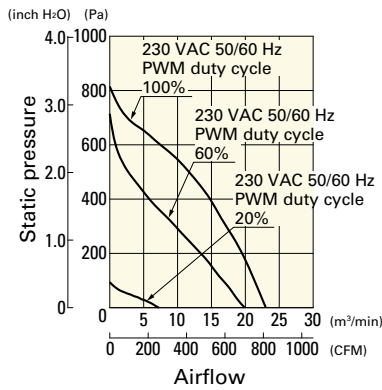


PWM duty - Speed characteristics example

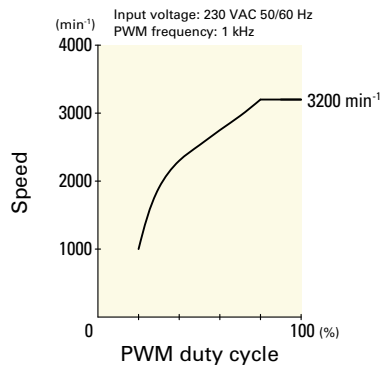


9ADB1TS23P0G001 With pulse sensor with PWM control function

PWM duty cycle

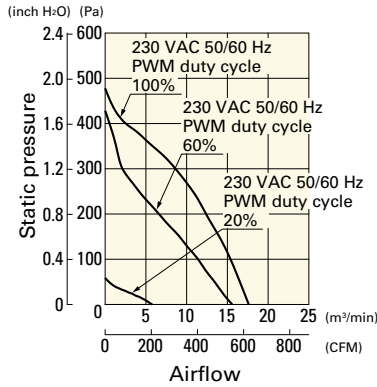


PWM duty - Speed characteristics example

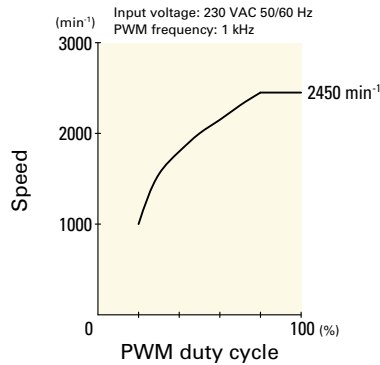


9ADB1TS23P0F001 With pulse sensor with PWM control function

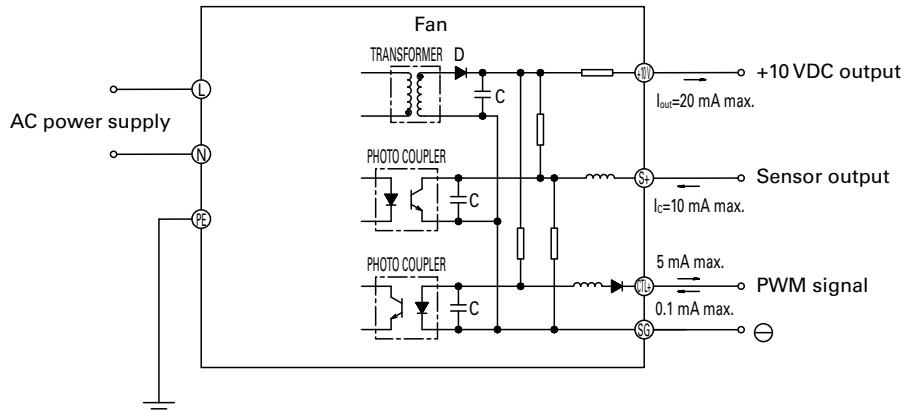
PWM duty cycle



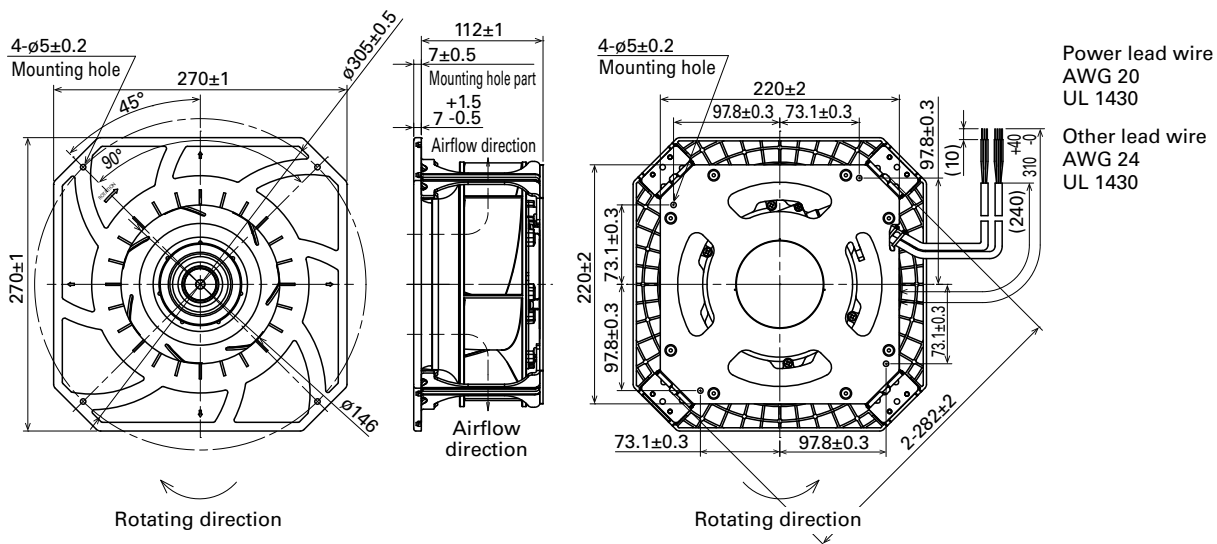
PWM duty - Speed characteristics example



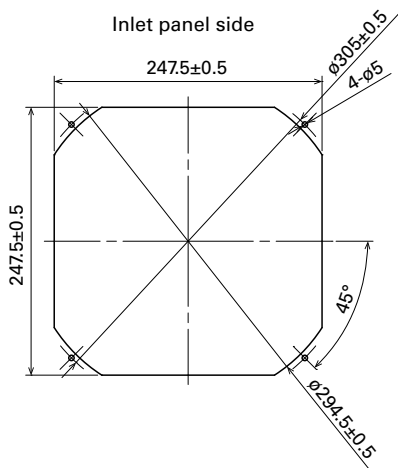
Wiring Diagram



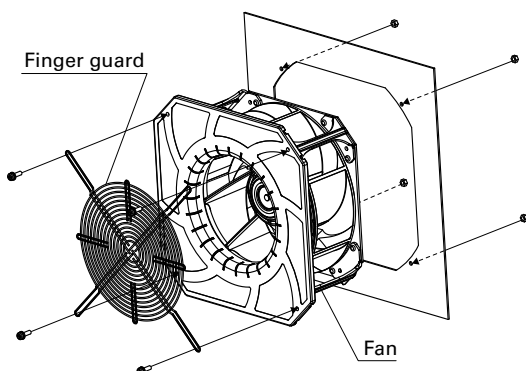
Dimensions (unit: mm)



Reference Dimensions of Mounting Holes and Vent Opening (unit: mm)



Reference Diagram for Mounting



Options

Finger guards

page: p. 588

Model no.: 109-1146, 109-1146H