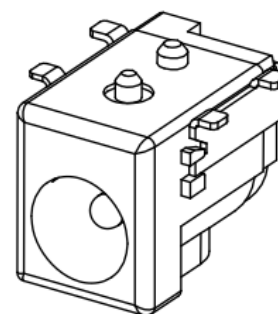
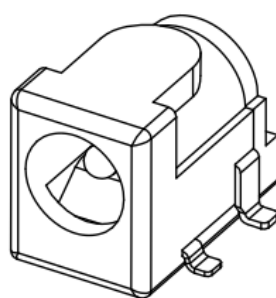
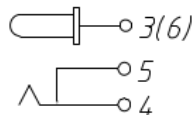


PCB LAYOUT
TOP VIEW

SCHEMATIC

| | | |
|------|------|-------|
| PIN | ∅2.0 | ∅2.5. |
| APPD | | |



| NO. | Description | QTY | Material | Plating |
|-----|-------------|-----|-----------|------------|
| 1 | Housing | 1 | PA9T | --- |
| 2 | Cover | 1 | PA9T | --- |
| 3 | Curve Piece | 1 | H62 Brass | Ag-Plating |
| 4 | Spring | 1 | Bronze | Ag-Plating |
| 5 | Curve Piece | 1 | H62 Brass | Ag-Plating |
| 6 | PIN | 1 | H59 Brass | Ni-Plating |

| GENERAL TOLERANCE | PROJECTION | | Description: |
|-------------------|------------|------------|------------------------------|
| X. ±0.50 | UNITS | mm | DC POWER Jack SMT HORIZONTAL |
| .X ±0.25 | SCALE | 1:1 | |
| .XX ±0.10 | Draw by: | Jenny | P/N: DC2025SMD-CT |
| ANGLE TOLERANCE | Check by: | | CONN THERM |
| X. ±5° | Date | 2019-03-01 | |
| .X ±3° | SHEET | 1 OF 1 | |
| .XX ±2° | | | |